



Attach dorsal fin here



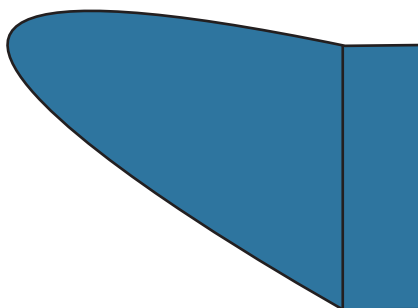
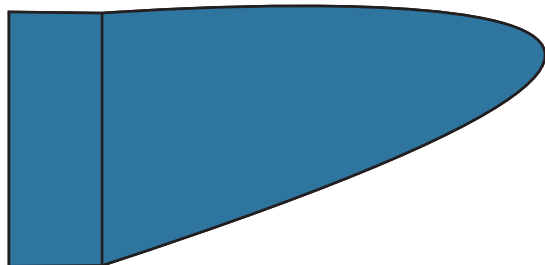
Attach pectoral fin here

Attach pectoral fin here

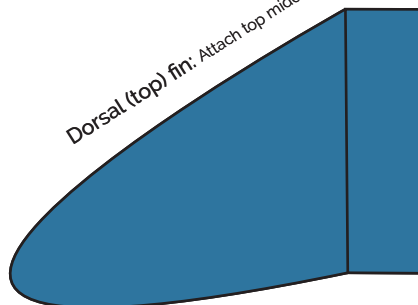


Fold your chatterbox and then attach your fins.

Pectoral (side) fins: Attach bottom right and left.

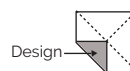


Dorsal (top) fin: Attach top middle.



Instructions

1. Cut out chatterbox and place design face down.
2. Fold diagonally at corners and unfold.
3. Fold all four corners to the centre.
4. Turn over so folds are face down and repeat step 3 folding corners in.
5. Fold in half vertically and horizontally.
6. Insert your fingers into the four tabs to form four points. Note: Eyes should be on the outside.
7. Unfold and write your fabulous facts on makos inside the chatterbox.
8. Attach the fins and impress everyone with your marvellous mako knowledge!



Tip! Leave the diamond shape in the middle blank so you can write in your mako facts.